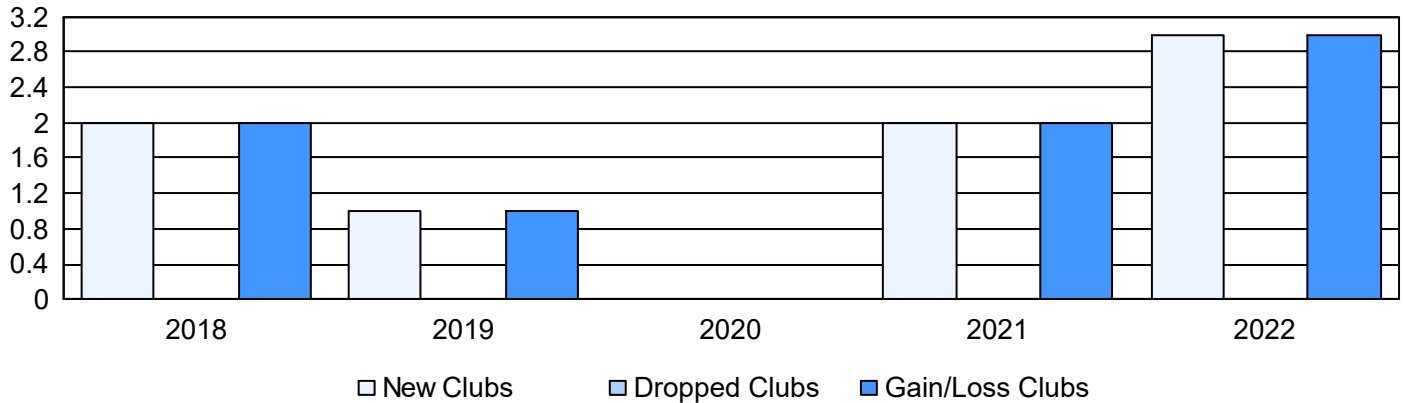
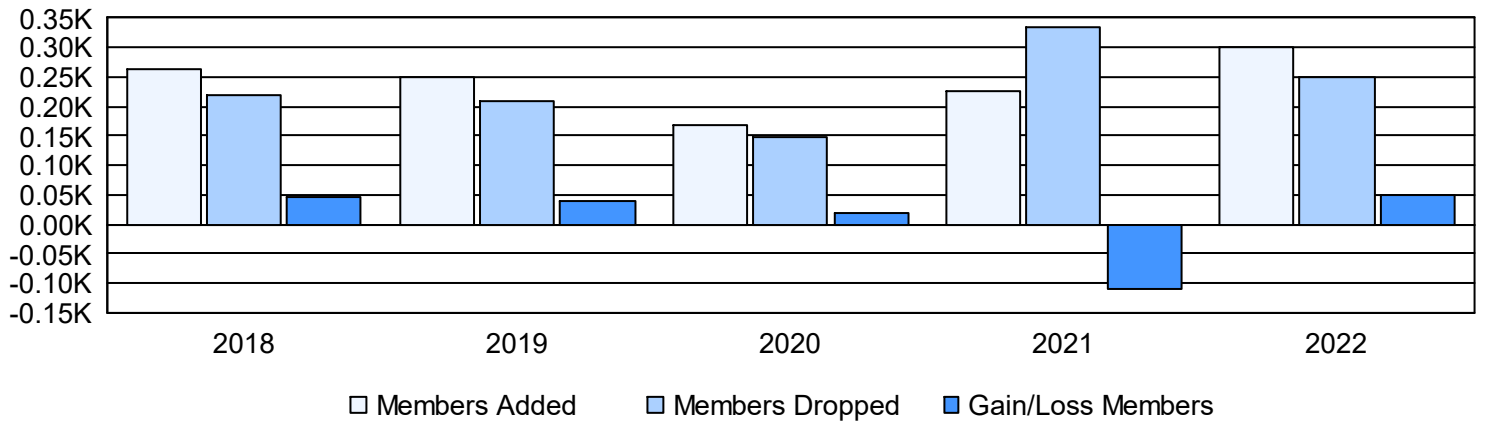


| Year | New Clubs | Dropped Clubs | Gain/ Loss Clubs | New Members | Charter Members | Reinstate Members | Transfer Members | Total Member Added | Total Members Dropped | Gain/ Loss Members |
|----------------|-----------|---------------|------------------|-------------|-----------------|-------------------|------------------|--------------------|-----------------------|--------------------|
| 2017-2018 | 2 | 0 | 2 | 188 | 60 | 12 | 5 | 265 | 219 | 46 |
| 2018-2019 | 1 | 0 | 1 | 202 | 32 | 3 | 13 | 250 | 210 | 40 |
| 2019-2020 | 0 | 0 | 0 | 146 | 3 | 7 | 11 | 167 | 149 | 18 |
| 2020-2021 | 2 | 0 | 2 | 142 | 63 | 5 | 16 | 226 | 335 | -109 |
| 2021-2022 | 3 | 0 | 3 | 195 | 88 | 2 | 14 | 299 | 249 | 50 |
| Average | 2 | 0 | 2 | 175 | 49 | 6 | 12 | 241 | 232 | 9 |

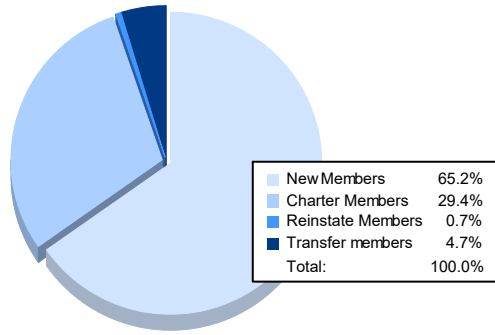
Clubs



Members



Membership Composition June 2022 Cumulative



Gender Composition June 2022 Cumulative

